

Year 2 Homework



We would like you to try spelling these words, repeat the word four times and write them out, practise makes perfect!

Example:

Word: from

from

from

from

from

I have a cousin from Egypt.

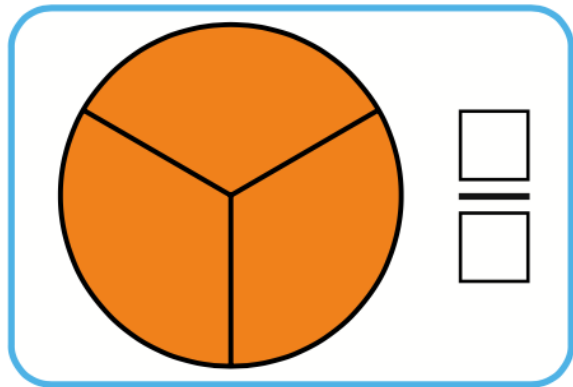
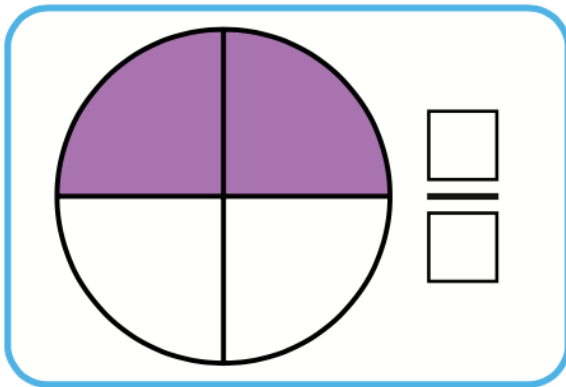
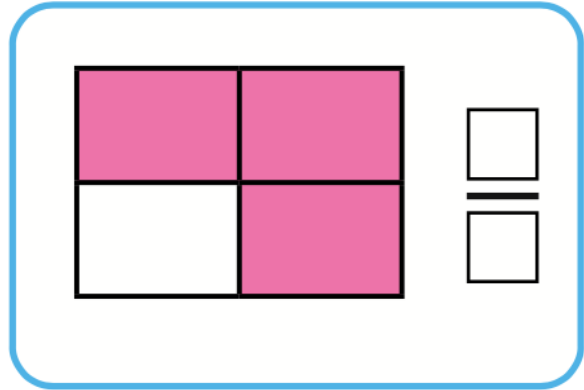
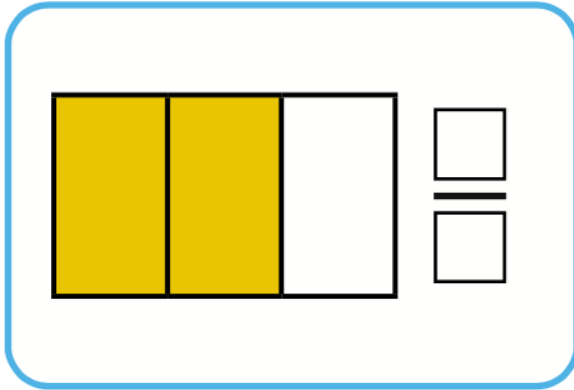
Spelling	X1	X2	X3	X4
fiction				
Motion				
national				
section				
charge				

Once you have completed these words, please practice spelling out the word of the week. Our word of the week is **charge**.

We would like you to find out what charge means and write down the definition.

After you have done this, please write out **two** different sentences using our word of the week

Write the fraction that is shaded



Complete the statements below

A. $\frac{3}{4}$ of = 12

B. $\frac{3}{4}$ of 8 =

C. $\frac{3}{4}$ of = 15

- 4 6 16 20

$\frac{1}{2}$ of 50

$\frac{2}{3}$ of 36

$\frac{3}{4}$ of 48

$\frac{3}{4}$ of 44

$\frac{1}{3}$ of 21

$\frac{2}{3}$ of 42

How to Bake a Bun



Equipment:

bowl, spoon, bun tin, paper bun cases, oven

Ingredients:

100 grams self-raising flour
 100 grams margarine
 100 grams caster sugar
 2 eggs
 1 tablespoon of water

Method:

- 1 Place all the ingredients into the bowl.
- 2 Mix the ingredients together until they turn creamy.
- 3 Place 12 bun cases in the bun tin.
- 4 Spoon the creamy mixture into the bun cases.
- 5 Place the bun tin in a hot oven for 10 to 15 minutes.
- 6 When the buns look golden brown, carefully lift them out of the oven and leave them to cool.

How to Bake a Bun

Section A

Circle the best word to match the writing.

Place the ingredients in a

1 **cup.** **tin.** **bowl.** **jar.**

Mix the ingredients until they turn

2 **stiff.** **runny.** **creamy.** **watery.**

In the bun tin place

3 **8** **10** **12** **14**

bun cases. Place the bun tin in a hot

4 **oven.** **fire.** **pan.** **bath.**

When the buns look golden

5 **orange** **red** **yellow** **brown**

lift them out to cool.

1. Which of these are needed to bake a bun?

- | | |
|-------------------------------|-------------------------------------|
| <input type="checkbox"/> bowl | <input type="checkbox"/> spoon |
| <input type="checkbox"/> oven | <input type="checkbox"/> cup of tea |

2. Which of these ingredients are needed?

- | | |
|--------------------------------|---------------------------------|
| <input type="checkbox"/> water | <input type="checkbox"/> flour |
| <input type="checkbox"/> eggs | <input type="checkbox"/> cheese |

3. How many eggs are needed?

4. How long do buns take to bake?

Section C

Write or draw how you would decorate a bun.

**PLEASE REMEMBER TO HAND IN YOUR HOMEWORK BY NEXT
TUESDAY**